








Pressure - Foam Specification Comparison Chart

	Therapeutic 5 Zone	Gravity 7	Gravity 8	Gravity 9	Dynamic Elite	ShearCare 1500	Gravity 9 42"
							
Item #	15019	15876, 15770, 15784, 15877, 15777, 15785	15886, 15870, 15884, 15888, 15885	15996, 15970, 15984, 15977	6500-DE-2-FB	1500SC-42-FB, 1500SC-48-FB	15970-4280, 15970-4284
Layers of Foam	1	3	3	4	4	2	4
Firm Perimeters	No	Yes	Yes	Yes	Yes	No	Yes
Raised Rails	No	Custom Available	Custom Available	Custom Available	Custom Available	No	Custom Available
Heel Section	No	Yes	Yes	Yes	Yes	Yes	Yes
Heel Slope	No	No	Yes	Yes	Yes	No	Yes
Visco Heel	No	Yes	Yes	Yes	Yes	No	Yes
Cover Type	Non-Stretch	Stretch	Stretch	Stretch	Stretch	Stretch	Stretch
Weight Capacity	350 lbs.	350 lbs.	400 lbs.	450 lbs	400 lbs.	650-850 lbs.	450 lbs
Warranty	3	7	10	15	15	5	5
Dimensions	36"W x 6"H x 80"L	36"W x 6"H x 76" 80" or 84"L	36"W x 6"H x 76" 80" or 84"L	36", 42"W x 6" H x 76", 80", or 84"L	36" W x 6"H x 80"	42", 48" W x 6"H x 80"L	42" W x 6" H x 80", 84" L